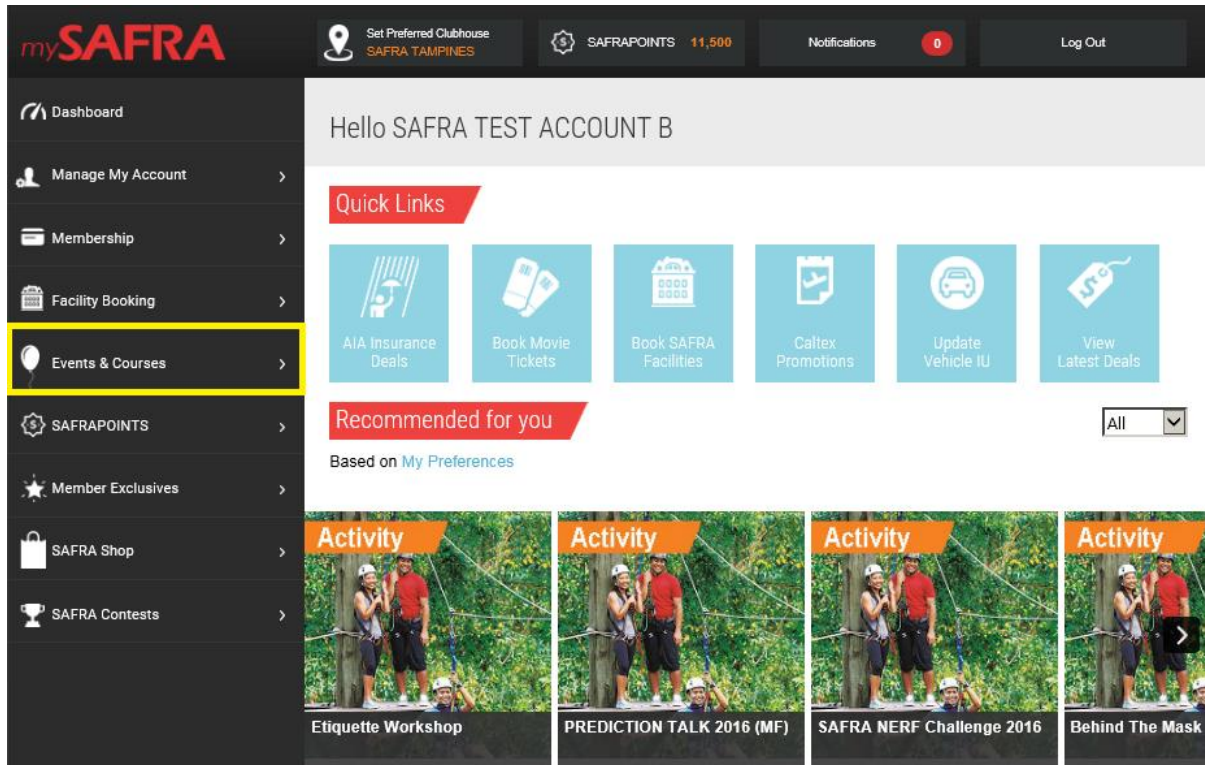
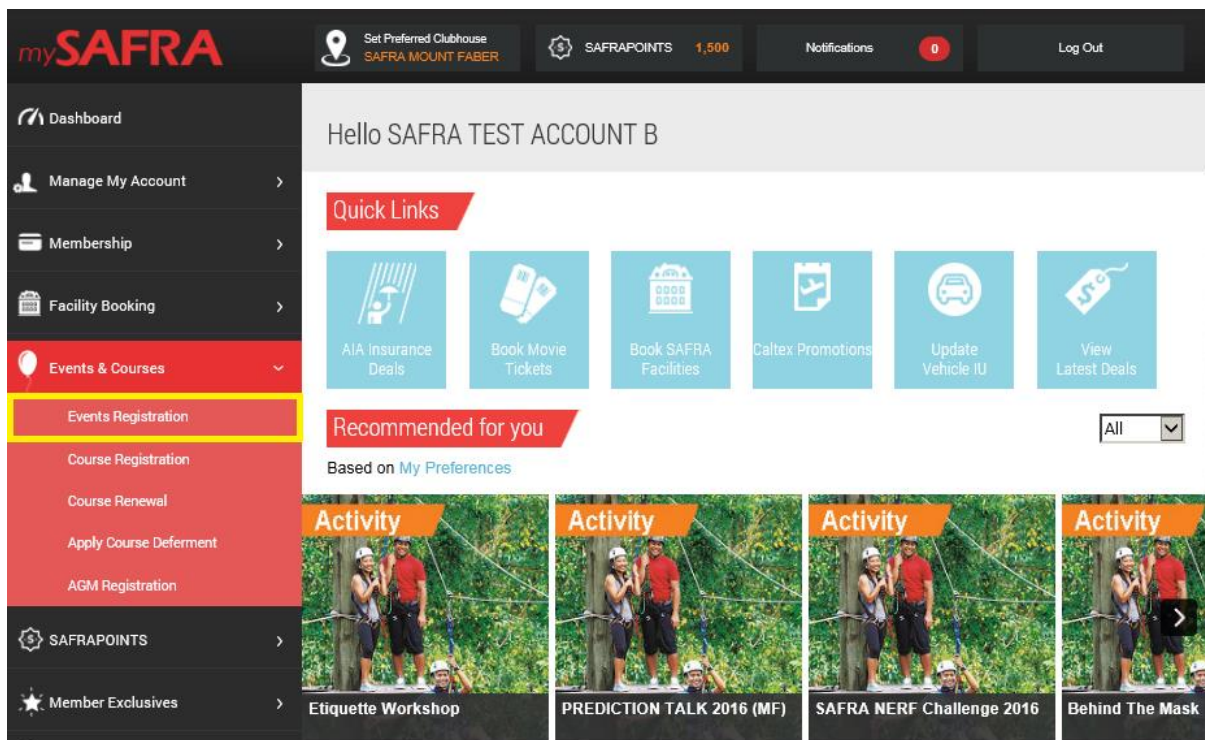


How do I register for an event?

1. Click [Events & Courses] at the panel on the left



2. Click [Events Registration]



- Select the desired choice from drop down list and click **[SEARCH AVAILABILITY]**

SAFRA Activity/Event Registration

What would you like to register for today?

Search Activity/Event

CLUB HOUSE*: SAFRA - Yishun

NAME*: All

DATE FROM*: 04-Jan-2016 - 18-Jan-2016

SEARCH AVAILABILITY →

- Click **[REGISTER]**. To edit the selection, reselect the desired choice from the drop down list again and click **[SEARCH AVAILABILITY]**

EVENT DATE	EVENT	CLUBHOUSE	CATEGORY	REGISTRATION PERIOD	AVAILABLE CAPACITY	REGISTRATION STATUS
10 Jan 16	AVventura 2016 - Early Bird	SAFRA - Yishun	COMPETITIONS & TOURNAMENTS	01 Sep 15 ~ 30 Nov 15		Closed
10 Jan 16	AVventura 2016 - NORMAL PERIOD	SAFRA - Yishun	COMPETITIONS & TOURNAMENTS	01-20 Dec 15		Closed
10 Jan 16	AVventura 2016 - Past Racers	SAFRA - Yishun	COMPETITIONS & TOURNAMENTS	01 Sep 15 ~ 20 Dec 15		Closed
10 Jan 16	AVventura 2016- Group Packages	SAFRA - Yishun	COMPETITIONS & TOURNAMENTS	01 Oct 15 ~ 20 Dec 15		Closed
03 Dec 15 ~ 31 Mar 16	SASC 4 Pax Experiential Rock Climbing	SAFRA - Yishun	4 PAX ROCK CLIMBING	14 Dec 15 ~ 31 Dec 35		REGISTER

5. To register for yourself, select **[For myself]**

I wish to register

For myself

For somebody else

6. To register for someone else, select **[For somebody else]**
Enter information of the person you are registering on behalf of
and click **[CONFIRM]**

I wish to register

For myself

For somebody else

Customer Information


CUSTOMER NRIC*:

CUSTOMER NAME*:

CUSTOMER EMAIL*:

CUSTOMER MOBILE*:

BIRTH DATE*:  

GENDER*: 

ADDRESS TYPE: 

BLOCK:

STREET:

0 / 255

LEVEL:

UNIT:

POSTAL CODE:

CONFIRM

7. Ensure all details are correct and click **[CREATE REGISTRATION]**

Registration Details

SELECT?	CATEGORY NAME	VENUE	CAPACITY	ALLOWABLE AGE GROUP	ALLOWABLE GENDER
<input checked="" type="checkbox"/>	12 ZODIAC & FENGSHUI TALK	SAFRA Toa Payoh	70	All ages	All Genders

Registration For 12 ZODIAC & FENGSHUI TALK

BIRTH DATE: 18-Feb-1971

GENDER: Male

Charges Summary

CHARGE TYPE	ITEM	DESCRIPTION	AMOUNT
Registration Fee	12 ZODIAC & FENGSHUI TALK	\$10.70 per registration	10.70
Registration Fees	12 Zodiac Talk by Master Ang	\$5.00 per registration	5.00
Total			15.70

CREATE REGISTRATION →

8. Check Shopping Cart and click **[CHECK OUT]**. To edit click **[BACK]**
 To redeem points, click **[Instant Redemption]**, key in the quantity you want to redeem and click **[Redeem Points]**. To edit, click **[Reset Quantity]** to reset all the quantity to 0.
 (**Note:** Only if you've sufficient points to redeem)

Check Out

S/N	Description	Quantity	Unit Price	GST	Net Amount	Promotional Code
✘ 1	[b>Activity - 12 Zodiac Talk by Master Ang Registration Fee SXXX0000J - SAFRA TEST ACCOUNT B 30-Jan-2016 12:00 AM	1	\$10.70	\$0.00	\$10.70	
✘ 2	[b>Activity - 12 Zodiac Talk by Master Ang Registration Fees SXXX0000J - SAFRA TEST ACCOUNT B 30-Jan-2016 12:00 AM	1	\$5.00	\$0.00	\$5.00	

Add Instant Redemption

[I have a promotional code](#)

Total : \$15.70

(Incl. of GST: \$0.00)

[BACK](#)

CHECK OUT →

Enter the quantity to redeem
 Note that the total amount cannot exceed the payable amount

#	Description	Amount	Point	Qty to redeem
1	PRICE DISCOUNT - \$2 OFF	2	100	<input type="text" value="0"/>
2	PRICE DISCOUNT - \$4 OFF	4	200	<input type="text" value="0"/>
3	PRICE DISCOUNT - \$6 OFF	6	300	<input type="text" value="0"/>
4	PRICE DISCOUNT - \$8 OFF	8	400	<input type="text" value="0"/>

Redeem Points Reset Quantity

9. Check payment detail(s) and click **[PAY NOW]** to proceed with payment.

Check Out

S/N	Description	Quantity	Unit Price	GST	Net Amount	Promotional Code
1	[b>Activity - 12 Zodiac Talk by Master Ang Registration Fee SXXX0000J - SAFRA TEST ACCOUNT B 30-Jan-2016 12:00 AM	1	\$10.70	\$0.00	\$10.70	
2	[b>Activity - 12 Zodiac Talk by Master Ang Registration Fees SXXX0000J - SAFRA TEST ACCOUNT B 30-Jan-2016 12:00 AM	1	\$5.00	\$0.00	\$5.00	

Total : \$15.70
(Incl. of GST: \$0.00)

[CANCEL](#)

PAY NOW →